

The background of the top half of the slide is a blurred screenshot of the LineSlip Risk Intelligence dashboard. It features various data visualizations including a donut chart on the left, a large area chart in the center showing trends over time, and a table of data on the right. The dashboard has a clean, professional interface with blue and white tones.

Control. Confidence. Clarity.

# Unlock the Power of Your Insurance Data

## LineSlip Risk Intelligence

Optimize risk financing decisions.  
Drive strategic value.  
Deliver executive-ready insights.

Welcome to the risk management revolution.

LineSlip Risk Intelligence evolves your risk management system from Excel sheets to a modern purpose-designed insurance data platform.

By automatically consolidating and organizing your insurance program data, LineSlip delivers report-ready analytics, insights, and dashboards – giving Risk Management teams one-click access to all their program information.

No third parties or Excel sheets required.

**“LineSlip enables us to prepare, organize, and analyze data at double the speed of the traditional workflow.”**

– LineSlip Customer



abbvie



Paramount

 Weyerhaeuser



 macy's

 FMC



Experience the power of LineSlip Risk Intelligence.

Schedule a demo today at [lineslipsolutions.com/demo](https://lineslipsolutions.com/demo)

# Turn Manual Insurance Data Management into Strategic Leadership

With automated reporting to power critical workflows

## Financial Intelligence & Reporting

Make strategic risk retention vs. transfer decisions, understand your total cost of risk, and quickly and easily share and collaborate with data-driven insights and report-ready dashboards.

## Carrier & Broker Relationship Management

Stewardship meetings made simple – your critical data organized to improve outcomes with your carriers and brokers

## Strategic Renewal Management

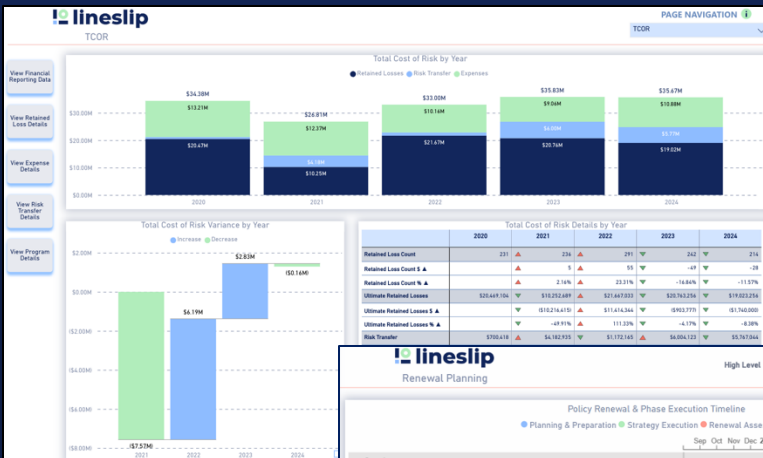
From pre to post renewal, you'll save time, be more prepared and experience better outcomes



# Your data, the way you work

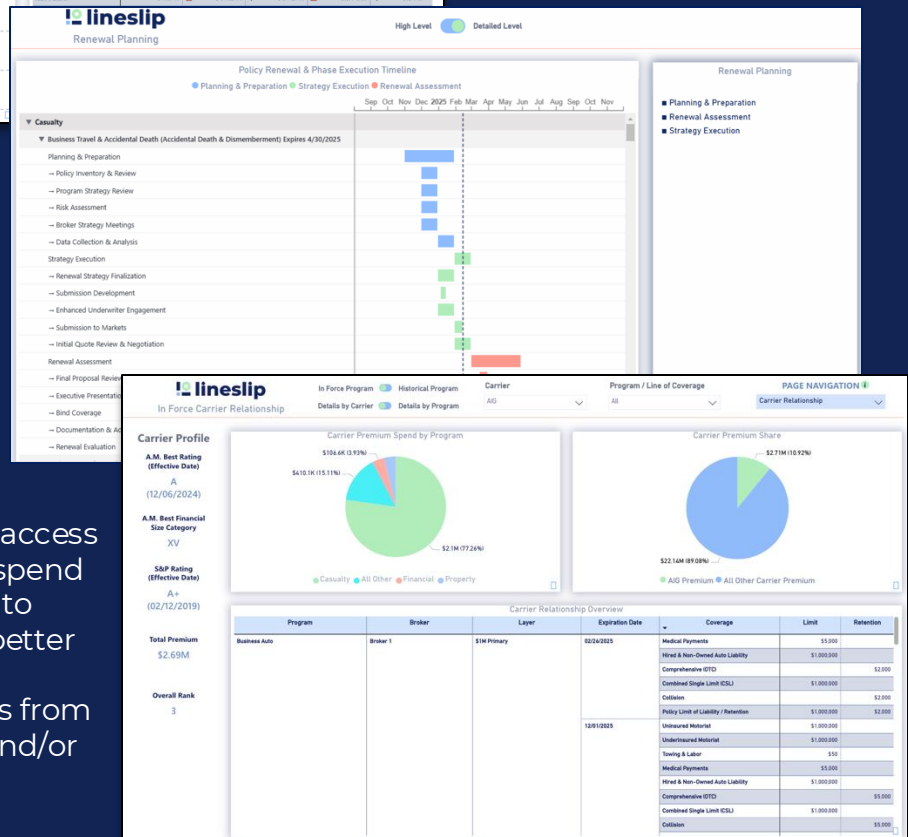
- ✓ Own & control your risk data
- ✓ Maximize accessibility, accuracy & business continuity
- ✓ Drive strategic value

Whether it's preparation for stewardship meetings, renewals, planning and budgeting, or stakeholder reporting – have instant access to the data you need the way you want it.



Easily visualize and understand what's driving cost of risk.

Simplify renewal management with built-in planning and scheduling tools, and immediate access to the right data to more effectively manage the process.



Instantly access detailed spend analytics to achieve better financial outcomes from carriers and/or brokers.

# Turnkey implementation, easy as 1-2-3

Implementation happens in **4-6 weeks**.  
Meaning that your time-to-value is  
exceedingly fast!

1

## UPLOAD

Upload your program documents  
onto our secure platform and we  
do the rest – no manual data  
keying required.

2

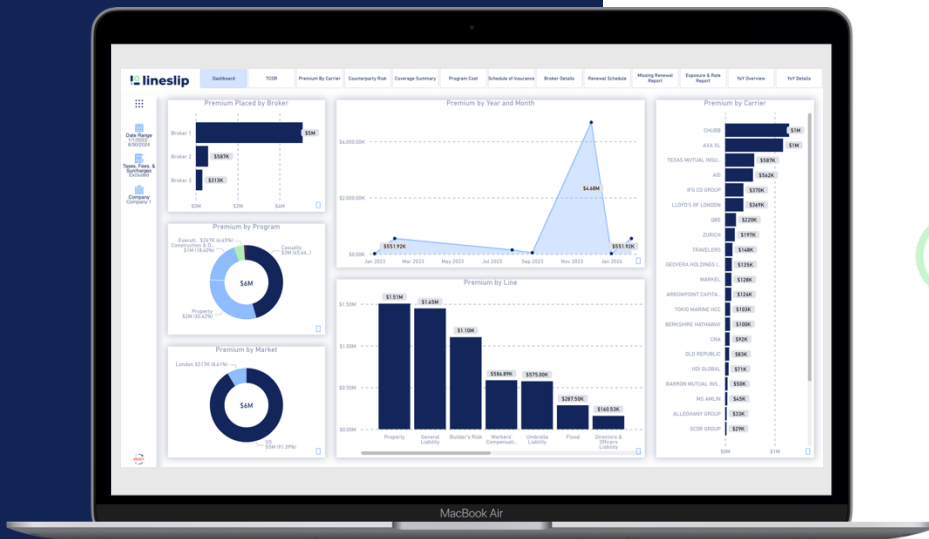
## VISUALIZE

Use the LineSlip  
dashboard to view  
insurance  
summaries,  
premium/rate  
comparisons and  
more.

3

## ACCESS

Digitally-linked  
and cloud-stored  
source  
documents  
means you can  
drill down to the  
original files in  
seconds.



# It's time to upgrade from spreadsheets to software.

Visit [lineslipsolutions.com/demo](https://lineslipsolutions.com/demo) to  
experience the power of **one-click  
access to your Insurance  
Intelligence.**